

KRYSTAL CLEAR™ FILTRATION AND SANITATION SYSTEMS

INNOVATION IN POOL CLEANING



POOL FILTRATION SYSTEMS



5 models
(Details on pages 26-27)

CARTRIDGE FILTER PUMPS

- Advantages:
- Cartridges provide excellent water filtration
 - Easy to use: simply replace the old cartridge with a new one every 2 weeks
 - Intex high quality replacement cartridges are widely available
 - 24-hour auto timer on some models



4 models
(Details on pages 28-29)

SAND FILTER PUMPS

- Advantages:
- All natural sand provides excellent water filtration
 - Economical & environmentally friendly
 - Requires virtually no maintenance except replacement of sand every 5 years
 - 24-hour auto timer included

POOL SANITATION SYSTEMS



2 models
(Details on page 30)

SALTWATER SYSTEM WITH E.C.O. (ELECTROCATALYTIC OXIDATION)

- Advantages:
- Eliminates bacteria & algae from pool water using a virtually undetectable amount of all natural salt
 - Much gentler on skin, eyes, clothes, and hair than packaged chlorine
 - Salt is economical & much more environmentally friendly than packaged chlorine
 - 24-hour auto timer included



1 model
(Details on page 31)

SALTWATER SYSTEM WITH OZONE

- Advantages:
- Ozone is the most powerful sanitizing method for pool water.
 - The only 100% natural and biodegradable pool sanitizing agent.
 - Odorless
 - Saltwater system provides residual cleaning action and soft, smooth water for swimmers.
 - 24-hour auto timer included.

COMBINATION FILTRATION & SANITATION SYSTEMS



1 model
(Details on page 32)

CARTRIDGE FILTER PUMP & SALTWATER SYSTEMS WITH E.C.O. (ELECTROCATALYTIC OXIDATION)

Combines cartridge filter pump with saltwater system



2 models
(Details on page 33)

SAND FILTER PUMP & SALTWATER SYSTEMS WITH E.C.O. (ELECTROCATALYTIC OXIDATION)

Combines sand filter pump with saltwater system

POOL FILTRATION SYSTEMS

KRYSTAL CLEAR™ CARTRIDGE FILTER PUMPS



#28601
#28602



#28603
#28604



#28637
#28638

	Voltage	Easy Set® Pool Models	Frame Pool Models	Oval Frame Pool Models	Ultra Frame™ Pool Models	Pump flow rate gal (L)/hr	System flow rate gal (L)/hr	Case Pack	Case Weight lb (kg)
28601	110-120V	6' / 8' / 10' (1.83m / 2.44m / 3.05m)	10' (3.05m)	–	–	330 (1,250)	300 (1,136)	4	21.5 (9.8)
28601EG	110-120V (W/GFCI)	6' / 8' / 10' (1.83m / 2.44m / 3.05m)	10' (3.05m)	–	–	330 (1,250)	300 (1,136)	4	22.5 (10.2)
28602	220-240V	6' / 8' / 10' (1.83m / 2.44m / 3.05m)	10' (3.05m)	–	–	330 (1,250)	300 (1,136)	4	19.5 (8.9)
28602GS	12V	6' / 8' / 10' (1.83m / 2.44m / 3.05m)	10' (3.05m)	–	–	330 (1,250)	300 (1,136)	4	28.0 (12.7)
28603	110-120V	12' / 13' / 15' (3.66m / 3.96m / 4.57m)	12' / 15' (3.66m / 4.57m)	–	–	530 (2,006)	475 (1,798)	4	27.8 (12.6)
28603EG	110-120V (W/GFCI)	12' / 13' / 15' (3.66m / 3.96m / 4.57m)	12' / 15' (3.66m / 4.57m)	–	–	530 (2,006)	475 (1,798)	4	29.0 (13.2)
28604	220-240V	12' / 13' / 15' (3.66m / 3.96m / 4.57m)	12' / 15' (3.66m / 4.57m)	–	–	530 (2,006)	475 (1,798)	4	25.9 (11.8)
28604GS	12V	12' / 13' / 15' (3.66m / 3.96m / 4.57m)	12' / 15' (3.66m / 4.57m)	–	–	600 (2,271)	500 (1,893)	4	41.0 (18.6)
28637EG	110-120V (W/GFCI)	15' (4.57m)	15' (4.57m)	18' x 10' (5.49m x 3.05m)	14' (4.27m)	1,000 (3,785)	750 (2,839)	4	33.6 (15.3)
28638	220-240V	15' (4.57m)	15' (4.57m)	18' x 10' (5.49m x 3.05m)	14' (4.27m)	1,000 (3,785)	750 (2,839)	4	31.0 (14.1)
28638GS	12V	15' (4.57m)	15' (4.57m)	18' x 10' (5.49m x 3.05m)	14' (4.27m)	900 (3,407)	700 (2,650)	4	50.8 (23.1)

Efficient filtration is essential for a quality swim experience. Who wants to swim in a dirty pool?

Intex's line of pumps and cartridges guarantee a cleaner pool with:

- Powerful pumps in several of our most popular pool sets
- Filter cartridges with thicker, heavier paper and more pleats
- Water inlet jets for enhanced water flow back into the pool

The results will be faster water circulation, improved filtration, and best of all – a superior swim experience!

- Easy installation – just hook-up hoses and plug in
- Double insulated pump
- Air release valve for air trapped inside filter chamber
- Sediment flush valve at bottom of filter chamber (28635/28636/28633/28634)
- Auto timer for easier use (28635/28636/28633/28634), except 28636GS
- Conforms to UL/CSA standards (110-120V models)
- CE approved (220-240V models)
- TUV-GS approved (GS designation models)
- Shelf box



#28635
#28636



#28633
#28634

	Voltage	Easy Set® Pool Models	Frame Pool Models	Oval Frame Pool Models	Pump flow rate gal (L)/hr	System flow rate gal (L)/hr	Case Pack	Case Weight lb (kg)
28635EG	110-120V (W/GFCI)	18' (5.49m)	16' / 18' (4.88m / 5.49m)	20' x 12' (6.10m x 3.66m)	1,500 (5,678)	1,180 (4,466)	1	16.3 (7.4)
28636	220-240V	18' (5.49m)	16' / 18' (4.88m / 5.49m)	20' x 12' (6.10m x 3.66m)	1,500 (5,678)	1,180 (4,466)	1	15.8 (7.2)
28636GS	12V	18' (5.49m)	16' / 18' (4.88m / 5.49m)	20' x 12' (6.10m x 3.66m)	1,500 (5,678)	1,100 (4,164)	1	22.7 (10.3)
28633EG	110-120V (W/GFCI)	–	24' (7.32m)	–	2,500 (9,463)	1,900 (7,192)	1	23.1 (10.5)
28634	220-240V	–	24' (7.32m)	–	2,500 (9,463)	1,900 (7,192)	1	24.4 (11.1)
28634GS	220-240V (W/RCD)	–	24' (7.32m)	–	2,500 (9,463)	1,750 (6,624)	1	26.9 (12.2)

KRYSTAL CLEAR™ SAND FILTER PUMPS



Features	Benefits
6-function control	Enables pool owner to filter, backwash, rinse, recirculate, drain & close system
24-hour automatic timer	Automatic daily setting
0.95 horse power pump 0.75 horse power pump 0.50 horse power pump 0.25 horse power pump	Ideal for above ground pools
GFCI unit (110-120V version)	Safety shut-off; meets UL standard
Strainer basket	Easy-cleaning, prolongs life of sand

System flow rate	
28643 28644	1,050 gph (4.0 m³/hr) 1,050 gph (4.0 m³/hr)
28645 28646	1,600 gph (6.0 m³/hr) 1,600 gph (6.0 m³/hr)
28647 28648	2,150 gph (8.0 m³/hr) 2,150 gph (8.0 m³/hr)
28651 28652	2,450 gph (9.2 m³/hr) 2,450 gph (9.2 m³/hr)

Sand Filters are one of the most popular ways to keep pool water clean. Not only is it effective, it saves on cost and time since the sand needs replacement just once every five years – making the sand filter system one of the easiest to maintain. As an alternative, Intex Glass Filter Media (item# 29058) may also be used in place of conventional sand.



	Voltage	Ultra Frame™ Pool Models	Ultra Frame™ Rectangular Pool Models	Graphite Panel Pool™ Models	Tank Size	hp	Glass Capacity lb (kg)	Sand Capacity lb (kg)	Pump flow rate gal (m³)/hr	System flow rate gal (m³)/hr	Case Pack	Case Weight lb (kg)
28643EG	110-120V (W/GFCI)	16' (4.88m)	18' x 9' (5.49m x 2.74m)	15'8" (4.78m)	10" (254mm)	0.25	18.5 (8.5)	26 (12)	1,200 (4.5)	1,050 (4.0)	1	28.5 (13.0)
28644	220-240V	16' (4.88m)	18' x 9' (5.49m x 2.74m)	15'8" (4.78m)	10" (254mm)	0.25	18.5 (8.5)	26 (12)	1,200 (4.5)	1,050 (4.0)	1	29.3 (13.3)
28644GS	220-240V (W/RCD)	16' (4.88m)	18' x 9' (5.49m x 2.74m)	15'8" (4.78m)	10" (254mm)	0.25	18.5 (8.5)	26 (12)	1,200 (4.5)	970 (3.7)	1	31.7 (14.4)
28645EG	110-120V (W/GFCI)	18' (5.49m)	24' x 12' (7.32m x 3.66m)	–	12" (305mm)	0.50	35 (16)	50 (23)	2,100 (7.9)	1,600 (6.0)	1	38.9 (17.7)
28646	220-240V	18' (5.49m)	24' x 12' (7.32m x 3.66m)	–	12" (305mm)	0.50	35 (16)	50 (23)	2,100 (7.9)	1,600 (6.0)	1	40.0 (18.2)
28646GS	220-240V (W/RCD)	18' (5.49m)	24' x 12' (7.32m x 3.66m)	–	12" (305mm)	0.50	35 (16)	50 (23)	2,100 (7.9)	1,250 (4.7)	1	41.5 (18.9)
28647EG	110-120V (W/GFCI)	–	32' x 16' (9.75m x 4.88m)	–	14" (360mm)	0.75	55 (25)	77 (35)	2,800 (10.5)	2,150 (8.0)	1	48.8 (22.2)
28648	220-240V	–	32' x 16' (9.75m x 4.88m)	–	14" (360mm)	0.75	55 (25)	77 (35)	2,800 (10.5)	2,150 (8.0)	1	51.0 (23.2)
28648GS	220-240V (W/RCD)	–	32' x 16' (9.75m x 4.88m)	–	14" (360mm)	0.75	55 (25)	77 (35)	2,800 (10.5)	1,900 (7.2)	1	53.0 (24.1)
28651EG	110-120V (W/GFCI)	–	–	–	16" (410mm)	0.95	85 (38)	120 (55)	3,000 (11.3)	2,450 (9.2)	1	54.5 (24.8)
28652	220-240V	–	–	–	16" (410mm)	0.95	85 (38)	120 (55)	3,200 (12.0)	2,450 (9.2)	1	55.5 (25.2)
28652GS	220-240V (W/RCD)	–	–	–	16" (410mm)	0.95	85 (38)	120 (55)	3,200 (12.0)	2,200 (8.3)	1	57.5 (26.2)

POOL SANITATION SYSTEMS

KRYSTAL CLEAR SALTWATER SYSTEM™

The ECO-friendly Poolwater Sanitizer

The Krystal Clear Saltwater System™ combines a unique two-stage technology to sanitize pool water.

First, an undetectable level of natural swimmer-safe chlorine is produced when environmentally friendly natural salt is added to pool water and passes through a titanium electrolytic cell during the filtration process. The result is soft, fresh, clean water without the potential harsh side effects of packaged pool chemicals.

Second, with the E.C.O. (electrocatalytic oxidation) process, water molecules are split into highly powerful oxidants which destroy organic contaminants such as bacteria and algae. The combination of these powerful oxidants with natural chlorine results in the strongest and safest pool water sanitation.

This second process, unique to the Intex Saltwater System, provides consumers with an important benefit. The process of E.C.O. is so effective, the amount of natural chlorine needed and generated by the system is reduced by approximately 60%. Which means that your customers not only get the great benefits of a saltwater system, they enjoy it with much less chlorine than other saltwater systems generate!



KRYSTAL CLEAR SALTWATER SYSTEM™ WITH E.C.O. (ELECTROCATALYTIC OXIDATION)

- MAX POOL SIZE: 7,000 GAL (26,500L)
- #28667EG
Krystal Clear Saltwater System™ CG-28667
- 110-120V with GFCI
 - Requires a filter pump with a flow rate between 700-3,000 gph (2,650-11,355L/hr)
 - Chlorine output: 5 g/hr
 - 24 hr. auto-clock cycle
 - Shelf box
 - 2 ea, 37.4 lb (17.0 kg)

- #28668
Krystal Clear Saltwater System™ CG-28668
- Same as 28667 except 220-240V
 - Shelf box
 - 2 ea, 35.6 lb (16.2 kg)

- #28668GS
Krystal Clear Saltwater System™ CG-28668GS
- Same as 28668 except 12V
 - Shelf box
 - 2 ea, 39.8 lb (18.1 kg)

- MAX POOL SIZE: 15,000 GAL (56,800L)
- #28669EG
Krystal Clear Saltwater System™ CG-28669
- 110-120V with GFCI
 - Requires a filter pump with a flow rate between 700-3,000 gph (2,650-11,355L/hr)
 - Chlorine output: 12 g/hr
 - 24 hr. auto-clock cycle
 - Shelf box
 - 2 ea, 46.1 lb (21.0 kg)

- #28670
Krystal Clear Saltwater System™ CG-28670
- Same as 28669 except 220-240V
 - Shelf box
 - 2 ea, 44.8 lb (20.4 kg)

- #28670GS
Krystal Clear Saltwater System™ CG-28670GS
- Same as 28670 except 12V
 - Shelf box
 - 2 ea, 48.6 lb (22.1 kg)

KRYSTAL CLEAR™ OZONE AND SALTWATER SYSTEM

Professionals Know That The Ultimate Pool Sanitation Method Is Ozone.

Only Ozone provides virtually complete, instantaneous, odorless, all-natural sanitation of pool water. Ozone eliminates bacteria over 3,000 times faster than chlorine. And because it has up to 100 times the oxidizing power of chlorine, it cleans pool water without the chemical smell that swimmers often associate with chlorine.

Intex has brought this powerful technology together with the benefits of our saltwater system to provide your customers with the very best in above ground pool sanitation. By combining the incredible sanitizing strength of ozone with the great swimming comfort that saltwater systems provide, your customers can enjoy a truly wonderful pool ownership and great swimming experience for years.

A totally effective, odorless, effortless, all natural solution to maintaining crystal clear, soft, clean pool water... from Intex!

KRYSTAL CLEAR™



English/Spanish and multi-language international packaging available



- MAX POOL SIZE: 15,000 GAL (56,800L)
- #28665EG
Krystal Clear Saltwater System™ CG-28665
- 110-120V with GFCI
 - Requires a filter pump with a flow rate between 1,500-4,000 gph (5,678-15,140L/hr)
 - Chlorine output: 11 g/hr
 - Ozone output: 150 miligram/hr
 - 24 hr. auto-clock cycle
 - Shelf box
 - 1 ea, 37.2 lb (16.9 kg)



Easy-to-Use Control Panel



Ozone Generator Replacement Indicator



Titanium Plates

COMBINATION FILTRATION
& SANITATION SYSTEMS

KRYSTAL CLEAR™ POOLWATER SYSTEM

Sand Filters are one of the most desirable methods to keep pool water clear and sparkling. Not only does the all-natural, inexpensive sand do an excellent job of filtering the water, it needs replacement only once every five years, making sand filter the easiest maintenance filtration option on the market. As an alternative, Intex Glass Filter Media (item# 29058) may also be used in place of conventional sand.

Saltwater systems with E.C.O. (electrocatalytic oxidation) are known for their ability to keep pool water clean and safe, while eliminating the harshness of traditional packaged chlorine.

Intex has combined these two excellent systems into one product, providing above ground pool owners with ONE low cost, low maintenance system that will keep pools clean, safe, and comfortable for swimmers. Both systems are controlled automatically with one 24-hour timer to make daily operation carefree!



English/Spanish and multi-language
international packaging available



#28673
#28674

KRYSTAL CLEAR™ CARTRIDGE
FILTER PUMP & SALTWATER SYSTEM WITH
E.C.O. (ELECTROCATALYTIC OXIDATION)

MAX POOL SIZE: 7,000 GAL (26,500L)

- #28673EG
Krystal Clear™ Cartridge Filter Pump & Saltwater System CG-28673
- 110-120V with GFCI
 - Same as 28667 with additional 1,200 gph (4,542L/hr) filter pump set
 - System flow rate 1,050 gph (3,974L/hr)
 - Chlorine output: 5 g/hr
 - Shelf box
1 ea, 36.4 lb (16.5 kg)

- #28674
Krystal Clear™ Cartridge Filter Pump & Saltwater System CG-28674
- Same as 28673 except 220-240V
 - Shelf box
1 ea, 37.6 lb (17.1 kg)

Ultra Frame™ Pool Models	
28673EG	16' (4.88m)
28674	16' (4.88m)



#28675
#28676

KRYSTAL CLEAR™ SAND FILTER PUMP & SALTWATER SYSTEMS WITH
E.C.O. (ELECTROCATALYTIC OXIDATION)

MAX POOL SIZE: 8,500 GAL (32,200L)

- #28675EG
Krystal Clear™ Sand Filter Pump & Saltwater System CG-28675
- 110-120V with GFCI
 - 14" (360mm) tank diameter
 - 0.5 hp motor
 - Pump flow rate 1,600 gph (6.0 m³/hr)
 - System flow rate 1,500 gph (5.7 m³/hr)
 - 55 lb (25 kg) sand capacity or 40 lb (18 kg) glass filtration media capacity
 - Chlorine output: 7 g/hr
 - 2 pieces of 1½" (38mm) hoses
 - 2-year warranty
 - Shelf box
1 ea, 54.7 lb (24.9 kg)

- #28676
Krystal Clear™ Sand Filter Pump & Saltwater System CG-28676
- Same as 28675 except 220-240V
 - Shelf box
1 ea, 55.8 lb (25.4 kg)

	Ultra Frame™ Pool Models	Ultra Frame™ Rectangular Pool Models
28675EG	18' (5.49m)	24' x 12' (7.32m x 3.66m)
28676	18' (5.49m)	24' x 12' (7.32m x 3.66m)



#28679
#28680

MAX POOL SIZE: 15,000 GAL (56,800L)

- #28679EG
Krystal Clear™ Sand Filter Pump & Saltwater System CG-28679
- 110-120V with GFCI
 - 16" (410mm) tank diameter
 - 0.95 hp motor
 - Pump flow rate 2,650 gph (10.0 m³/hr)
 - System flow rate 2,150 gph (8.0 m³/hr)
 - 100 lb (45 kg) sand capacity or 70 lb (32 kg) glass filtration media capacity
 - Chlorine output: 11 g/hr
 - 2 pieces of 1½" (38mm) hoses
 - 2-year warranty
 - Shelf box
1 ea, 63.7 lb (28.9 kg)

- #28680
Krystal Clear™ Sand Filter Pump & Saltwater System CG-28680
- Same as 28679 except 220-240V
 - Shelf box
1 ea, 64.5 lb (29.3 kg)

Ultra Frame™ Rectangular Pool Models	
28679EG	32' x 16' (9.75m x 4.88m)
28680	32' x 16' (9.75m x 4.88m)



English/Spanish and multi-language
international packaging available

POOL ACCESSORIES



POOL CADDY

#59691 / E

- Organizes and easily stores pool accessories, inflatable floats, beach balls & small toys
- Mesh storage pouch allows pool toys to air-dry
- Conveniently hangs on the side of fences & gates
- Set up size: 59" x 13" x 28" (1.50m x 33cm x 71cm)
- 12 ea, 18.3 lb (8.3 kg)



#59691

POOL THERMOMETER

#29039 / E

- Floats upright
- 12 ea, 2.2 lb (1.0 kg)



#29039

HEATER

#28684

- 220-240V with RCD
- Compatible with round Easy Set® or Metal Frame pools 15' (4.57m) diameter or smaller
- Easy hook-up and operation
- Water level sensor
- Easily connects to new or existing pool filter system
- Shelf box
- 4 ea, 32.0 lb (14.6 kg)



#28684

SOLAR MAT

#28685 / E

- Eco-Friendly Solar technology that increases the temperature of the pool water by approximately 3° ~ 5°C (5° ~ 9°F) depending on weather condition
- Suitable for AGPs up to 8,000 gal (30,280L)
- Simple hook up, compatible with filter pump up to 1/2 hp or pump flow rate less than 2,000 gal/hr (7,570 L/hr)
- 1m² (11ft²) surface to absorb the sun's rays
- Easy to drain, easy to store
- Dimensions: 1.20m x 1.20m / 47" x 47" (flat, before fill)
- Constructed of heavy duty UV stabilized PVC
- Includes:
 - 1 1/4" (32mm) hose attachment points
 - 1 adaptor A and B for 1 1/2" (38mm) hose connection
 - 0.5m (1 1/4"/32mm diameter) connecting hose
 - Bypass valve
- Shelf box
- 3 ea, 18.9 lb (8.6 kg)

POOL ACCESSORIES



The Intex Solar Mat is an energy efficient way to capture the sun's rays to heat up your above ground swimming pool. Designed to work with a variety of Intex filter pumps, this heater is perfect for increasing your swimming session with warmer water, using environmentally friendly solar heating technology.



#28685



#29080

POOL FOOT BATH

- #29080 / E
- Reduces amount of debris & dirt entering your pool
 - Easily connects to ladders to rinse off feet before entering pool
 - Anti-slip bottom designed for safety
 - Perfectly fits all Intex ladders
 - Size 22" x 18" x 3.5" (56cm x 46cm x 9cm)
 - Water Capacity: 3 gal (11.5L)
 - 12 ea, 15.4 lb (7.0 kg)



#28000

SURFACE SKIMMER

- #28000 / E
Deluxe Wall Mount Surface Skimmer
- Attaches to filter pump for automatic skimming
 - Requires an Intex filter pump with a minimum flow rate of 800 gph (3,028L/hr)
 - Easily mounts to Easy Set® or metal frame pool sidewalls with adjustable bracket
 - Helps catch leaves and other debris before they sink to the bottom of the pool
 - Durable polypropylene plastic is not affected by pool chemicals
 - Strainer basket pulls out for easy cleaning
 - Shelf box
 - 4 ea, 18.6 lb (8.5 kg)



#28001


AUTO POOL CLEANER

- #28001 / E
- Automatic powerful pool cleaner
 - Automatically vacuums the entire pool floor
 - Effectively and hassle-free
 - Requires a filter pump with a flow rate between 1,500-3,500 gph (5,678-13,248L/hr)
 - Attaches to the inlet connector in the pool with a 24'7" (7.50m) hose
 - For Intex above ground pools with 1½" (38 mm) hose fittings
 - Not suitable for in-ground pools
 - Shelf box
 - 1 ea, 19.3 lb (8.8 kg)

FILTER CARTRIDGES

- Easy to clean dacron filter material
- Shrink wrapped with litho label

Replace Filter Cartridge Every Two Weeks



	Type	For Filter Pump Item#	Case Pack	Case Weight lb (kg)
29007 / E	H	28601 / 28602	12	2.8 (1.3)
29000 / E	A	28603 / 28604 / 28637 / 28638 / 28635 / 28636 / 28673 / 28674	6	3.0 (1.4)
29002 / E	A	28603 / 28604 / 28637 / 28638 / 28635 / 28636 / 28673 / 28674	6	5.7 (2.6)
29003 / E	A	28603 / 28604 / 28637 / 28638 / 28635 / 28636 / 28673 / 28674	6	8.2 (3.7)
29005 / E	B	28633 / 28634	6	7.4 (3.4)



#29000 / E
Filter Cartridge Pack



#29002 / E
Filter Cartridge Twin Pack



#29003 / E
Filter Cartridge Tri-Pack



Filter cartridge displays serve as an excellent POP to merchandise your cartridges in store!

CARTRIDGE CLEANER

- #29082 / E
Multi-Functional Cartridge Cleaner
- Designed to easily clean filter cartridges
 - Ridges on nozzle jets separate pleats for optimum cleaning
 - Easily connects to all standard garden hoses
 - Rear-trigger shutoff
 - 6 ea, 3.8 lb (1.7 kg)



#29082

POOL COVERS

- Rope ties
- Drain holes to prevent water accumulation • Shelf box

	Type	Size	Overhang	Case Pack	Case Weight lb (kg)
28020 / E	Easy Set® Pool Cover	8' (2.44m)	12" (30cm)	6 ea	21.2 (9.7)
28021 / E	Easy Set® Pool Cover	10' (3.05m)	12" (30cm)	6 ea	31.2 (14.2)
28022 / E	Easy Set® Pool Cover	12' (3.66m)	12" (30cm)	6 ea	42.8 (19.5)
28023 / E	Easy Set® Pool Cover	15' (4.57m)	12" (30cm)	4 ea	39.8 (18.1)

	Type	Size	Overhang	Case Pack	Case Weight lb (kg)
28030 / E	Round Pool Cover	10' (3.05m)	10" (25cm)	6 ea	34.0 (15.5)
28031 / E	Round Pool Cover	12' (3.66m)	10" (25cm)	6 ea	45.7 (20.8)
28032 / E	Round Pool Cover	15' (4.57m)	10" (25cm)	4 ea	45.0 (20.5)

NEW!

NEW!

	Type	Size	Overhang	Case Pack	Case Weight lb (kg)
28038 / E	Rectangular Pool Cover	118" x 79" (3.00m x 2.00m)	8" (20cm)	6 ea	28.4 (12.9)
28039 / E	Rectangular Pool Cover	181" x 89" (4.60m x 2.26m)	8" (20cm)	6 ea	45.5 (20.7)

DELUXE POOL COVERS

- UV-resistant polyethylene material • Rope ties
- Drain holes to prevent water accumulation • Shelf box


	Type	Size	Overhang	Case Pack	Case Weight lb (kg)
28040 / E	Deluxe Pool Cover	16' (4.88m)	8" (20cm)	4 ea	33.4 (15.2)
28041 / E	Deluxe Pool Cover	18' (5.49m)	8" (20cm)	3 ea	30.2 (13.7)



#28020
#28021



#28030
#28031



#28038
#28039



#28040
#28041

SOLAR POOL COVERS



#29020
#29021

	Type	Fits	Size	Thickness	Case Pack	Case Weight lb (kg)
29020 / E	Solar Cover	8' (2.44m) Easy Set®	81" (2.06m)	120 micron (110g/m²)	3 ea	4.1 (1.9)
29021 / E	Solar Cover	10' (3.05m) Easy Set® & frame pools	114" (2.90m)	120 micron (110g/m²)	3 ea	7.3 (3.3)
29022 / E	Solar Cover	12' (3.66m) Easy Set® & frame pools	137" (3.48m)	120 micron (110g/m²)	2 ea	6.8 (3.1)
29023 / E	Solar Cover	15' (4.57m) Easy Set® & frame pools	176" (4.48m)	160 micron (150g/m²)	2 ea	14.2 (6.5)
29024 / E	Solar Cover	16' (4.88m) Easy Set® & frame pools	185" (4.70m)	160 micron (150g/m²)	2 ea	16.0 (7.3)
29025 / E	Solar Cover	18' (5.49m) Easy Set® & frame pools	212" (5.38m)	160 micron (150g/m²)	1 ea	10.3 (4.7)
29026 / E	Solar Cover	18' x 9' (5.49 x 2.74m) Rectangular frame pools	212" x 100" (5.38 x 2.53m)	160 micron (150g/m²)	1 ea	6.8 (3.1)
29027 / E	Solar Cover	24' x 12' (7.32 x 3.66m) Rectangular frame pools	282" x 136" (7.16 x 3.46m)	160 micron (150g/m²)	1 ea	11.2 (5.1)



#29026 (shown)
#29027



- Helps keep pool water warmer
- Easy to use
- Available in 8 sizes
- Economical
- Carry bag



English/Spanish
and multi-language
international packaging
available

POOL GROUND CLOTH

- #28048 / E
- Durable material
 - Provides added protection for pool bottom
 - Fits 8'/10'/12'/15' (2.44/3.05/3.66/4.57m) Easy Set® and frame pools
 - 15½' (4.72m) square
 - Shelf box
 - 2 ea, 9.0 lb (4.1 kg)



#28048

FLOOR PROTECTOR

- #29081 / E
- Interlocking Padded Floor Protector
- Provides added protection and cushion around pool & play area
 - Made with durable polyethylene material
 - Easily stores and transports
 - Sold in packs of 8 pieces, 20 ft² (1.9 m²) of interlocking tiles
 - Piece Size: 20" x 20" x ¾" (50cm x 50cm x 1cm)
 - 6 ea, 23.9 lb (10.9 kg)



#29081

POOL MAINTENANCE KIT

- #28002 / E
- Includes 94" (2.39m) telescoping aluminum shaft for use with 16' (4.88m) and below pools
 - Interchangeable vacuum and skimmer heads
 - Pegable box
 - 4 ea, 13.8 lb (6.3 kg)



#28002

DELUXE POOL MAINTENANCE KIT

- #28003 / E
- Includes 110" (2.79m) telescoping aluminum shaft for use with 18' (5.49m) diameter pools and above
 - Requires an Intex filter pump with a minimum flow rate of 800 gph (3,028L/hr)
 - Vacuum sucks debris off the pool floor and through the filter
 - Attaches to the outlet connector in the pool with a 24' 7" (7.50m) hose
 - Durable and deep mesh skimmer net
 - Shelf box
 - 3 ea, 24.8 lb (11.3 kg)



#28003

POOL ACCESSORIES

POOL LADDERS

- Coated steel frame
- Hi-impact plastic steps
- Shelf box

U.S. Patent #6,755,281



English/Spanish and multi-language international packaging available



#28060 #28061



#28062



#28063



#28072



#28073



#28074

DELUXE POOL LADDERS WITH REMOVABLE STEPS

These pool ladders come with easily removable steps. When the pool is not in use, they can be quickly detached and removed from the pool area. Replacing them is simple and quick. Simply set the steps in the base, then snap and lock them into place. Available in three sizes, designed for 36"-42" (91cm-1.07m), 48" (1.22m) and 52" (1.32m) pools.



NEW STRUCTURE!

NEW!

NEW STRUCTURE!

	For 36" (91cm) wall height	For 42" (1.07m) wall height	For 48" (1.22m) wall height	For 52" (1.32m) wall height	Removable Steps	Case Pack	Case Weight lb (kg)
28060 / E	●					3	54.1 (24.6)
28061 / E		●				3	58.4 (26.5)
28062 / E			●			2	45.3 (20.6)
28063 / E				●		2	52.1 (23.7)
28072 / E	●	●			●	2	47.3 (21.5)
28073 / E			●		●	2	57.4 (26.1)
28074 / E				●	●	2	63.8 (29.0)


POOL CANOPY

- #28050 / E **NEW!**
- Fits round Intex metal frame and Ultra Frame™ pools from 12'-18' (3.66m-5.49m)
 - Canopy constructed with durable Dacron woven material
 - Fiberglass ribs create a strong internal frame
 - Installation and removal are quick and easy: add the shade on hot days or remove on cooler days
 - Large vented window provides for a cooling airflow
 - Four attachment points for a secure connection to the frame pool structure
 - Half-dome design casts shade to a large area of the pool
 - Light weight for ease of installation, removal and storage
 - Will withstand winds up to 19 km/h (12 miles/hour)
- 3 ea, 23.7 lb (10.8 kg)



MULTI-COLOR LED POOL SPRAYER

- #28089 / E NEW!**
 Make your pool a beautiful oasis with this multi-color LED pool sprayer. Enjoy the light show as your family swims into the night with the multi-colored beams shining through a water cascade
- Lights in 4 bright colors: White, Red, Blue, and Green
 - Built-in hydroelectric generator powers LED lighting (no batteries or electrical connection required)
 - Fits all round and rectangular Metal Frame and Ultra Frame pools (not suitable for Easy Set, Oval, and Graphite Panel pools)
 - Pump flow rate required: 1,000-3,000 gph (3,785-11,355L/hr)
 - Includes one adaptor A to fit all Intex pool fittings: 1 ¼" (32mm) or 1 ½" (38mm) hoses
 4 ea, 17.5 lb (7.9 kg)



TOWEL RACK

- #28092 / E NEW!**
- Includes built-in cup holder that can hold up to 2 standard size beverages
 - Holds towels conveniently close to the pool for an easy reach
 - Adjustable height from 33½" (85cm) to 50" (1.27m)
 - Sleek design and neutral color, perfect for any outdoor space
 - Dimensions: 23½" L x 23½" W x 50" H (60cm x 60cm x 1.27m)
 2 ea, 18.2 lb (8.3 kg)



RECHARGEABLE HANDHELD VACUUM

- #28620 / E NEW!**
- Keep pool water clean by vacuuming out dirt and debris
 - Strong built-in Ni-MH rechargeable batteries (50min per charge) for powerful suction capability
 - Suitable for use with all PureSpas and above ground pools up to 18' diameter
 - 94" (2.39m) lightweight telescoping aluminum shaft
 - Shaft adapter to fit longer/wider telescoping aluminum shafts
 - Two interchangeable brush heads
 - Automatic shut-off feature when vacuum is not submerged in water
 - IPX8 waterproof switch for added protection against water submersion
 - USB cable included for convenient recharging (plug not included)
 4 ea, 25.8 lb (11.7 kg)



CHEMICAL DISPENSERS

#29040 / E
5" (12.7cm) FLOATING CHEMICAL DISPENSER

- Holds up to 1" (2.5cm) chlorine or bromine tablets
 - Made of durable non-corrosive polypropylene material
 - Adjustable control ring to control the release of chemical
 - Twist-lock cap
 - Suitable for Intex pools up to 12' (3.66m) and PureSpa™
 - Tablets not included
- 24 ea, 5.5 lb (2.5 kg)



#29040

#29041 / E
7" (17.8cm) FLOATING CHEMICAL DISPENSER

- Holds up to 3" (7.6cm) chlorine or bromine tablets
 - Made of durable non-corrosive polypropylene material
 - Adjustable control ring to control the release of chemical
 - Twist-lock cap
 - Suitable for all Intex pools
 - Tablets not included
- 12 ea, 6.2 lb (2.8 kg)



#29041

TELESCOPING POLES

#29054 / E
94" (2.39m) Telescoping Aluminum Shaft

- Ideal for attaching accessories to clean pools
 - 94" (2.39m) lightweight telescoping aluminum shaft
 - 1½" (26.2mm) inner diameter
- 24 ea, 29.3 lb (13.3 kg)



#29054

#29055 / E
110" (2.79m) Telescoping Aluminum Shaft

- Ideal for attaching accessories to clean pools
 - 110" (2.79m) lightweight telescoping aluminum shaft
 - 1½" (29.8mm) inner diameter
- 24 ea, 36.7 lb (16.7 kg)



#29055

CLEANING ACCESSORIES

#29050 / E
Leaf Skimmer

- Remove debris off pool water surface
 - Improved design for easier debris collection
 - Durable mesh skimmer net
 - Compatible with 1½" (26.2mm) inner diameter telescoping aluminum shaft (item# 29054, not included)
- 12 ea, 6.4 lb (2.9 kg)



#29050

#29051 / E
Leaf Rake

- Scoop debris from pool floor
 - Deep and durable mesh skimmer net
 - Compatible with 1½" (29.8mm) inner diameter telescoping aluminum shaft (item# 29055, not included)
- 12 ea, 7.7 lb (3.5 kg)



#29051

#29052 / E
10" (254mm) Wall Brush

- Straight standard brush for pool cleaning and maintenance
 - Quickly remove algae and grime from pool walls or pool floor
 - Compatible with 1½" (26.2mm) inner diameter telescoping aluminum shaft (item# 29054, not included)
- 12 ea, 4.5 lb (2.0 kg)



#29052

#29053 / E
16" (406mm) Curved Wall Brush

- Curved brush ideal for pool cleaning and maintenance
 - Quickly remove algae and grime from pool walls or pool floor
 - Compatible with 1½" (29.8mm) inner diameter telescoping aluminum shaft (item# 29055, not included)
- 12 ea, 6.7 lb (3.0 kg)



#29053

CLEANING KITS

#29056 / E
Basic Cleaning Kit

- Includes leaf skimmer, wall brush and vacuum head
 - Vacuum head with reusable debris bag, requires connection with garden hose for usage
 - Durable mesh skimmer net
 - Wall brush can quickly remove algae and grime from pool walls or pool floor
 - Compatible with 1½" (26.2mm) inner diameter lightweight telescoping aluminum shaft (item# 29054, not included)
- 6 ea, 11.2 lb (5.1 kg)



#29056

#29057 / E
Deluxe Cleaning Kit

- Includes leaf rake, curved wall brush and vacuum head
 - Vacuum sucks debris off the pool floor and through the filter
 - Durable and deep mesh skimmer net
 - Curved wall brush can quickly remove algae and grime from pool walls or pool floor
 - Compatible with 1½" (29.8mm) inner diameter lightweight telescoping aluminum shaft (item# 29055, not included)
- 6 ea, 26.6 lb (12.1 kg)



#29057

ACCESSORY HOSES

#29059 / E
Accessory Hose 1¼" (32mm)

- Suitable for Intex filter pumps and saltwater systems that use 1¼" (32mm) hoses
 - 59" (1.50m) length hose
- 9 ea, 5.1 lb (2.3 kg)



#29059

#29060 / E
Accessory Hose 1½" (38mm)

- Suitable for Intex filter pumps and saltwater systems that use 1½" (38mm) hoses
 - 59" (1.50m) length hose
- 8 ea, 10.8 lb (4.9 kg)



#29060

#29083 / E
Deluxe Vacuum Hose

- 25' (7.60m) length
 - Lightweight and flexible
 - Removable end-fittings for easy cleaning and assembly
 - Measures 1½" (38mm) in diameter
- 6 ea, 22.7 lb (10.3 kg)



#29083

FILTRATION MEDIA

#29058 / E
Glass Filtration Media

Sand Filtration is one of the most commonly used methods of cleaning pools. But Intex's finely crushed Glass Filtration Media offers a better cleaning solution than sand.

- Cleans pool water more effectively
 - Lasts 80% longer between replacements
 - Requires 50% less backwashing
 - Needs 20% less water to backwash
 - For use in all Sand Filtration systems
 - Particle size: 0.4 – 0.8mm
 - 55 lb (25 kg) bag
- 36 ea, 2,076.8 lb (944.0 kg)




#29058

LED LIGHTS



LED FLOATING POOL LIGHT

Light up your poolside evenings with our Floating Pool Light. Intex Floating Light includes 3 different function modes: Flood Light, 3-Color Changer, and Flood Light & Color Changer combo. At the touch of a button the lights change modes to provide the ideal environment for your family or guests. Perfect for all above ground pools up to 18' (5.49m). This convenient floating light helps provide a safe and fun environment for all occasions.






#28690 / E

Floating Light

- Illuminate your summer evenings with this fun & convenient floating pool light
- Includes 3 different colorful light-up modes
- Suitable for above ground pools up to 18' (5.49m)
- 2 hour auto shut-off
- Requires 4 AAA batteries (not included)
- Shelf box 8 ea, 10.5 lb (4.8 kg)



Function	LED light color	
Flood Light		Soft white
3-Color Changer Light		Red, green and blue
Flood + 3-Color Changer Combo Light		Soft white, red, green and blue

MAGNETIC LED POOL-WALL LIGHTS

Lighting up an above ground pool has always been difficult. Unlike in-ground pool owners, who could flip a switch to light up their pools, above ground pool owners had to either cut a hole in their sidewall, risking leaks and damage to their pool or use a floating light.

The Intex LED light uses magnetic technology to create a light system that safely generates low voltage current THROUGH the pool's sidewall to a powerful LED light inside the pool. The advanced, energy efficient LED light delivers more brightness to your pool than a conventional 50-watt halogen pool light. So now, above ground pool owners can light their pools up just like in-ground pool owners, but without the expense and damage of cutting a hole in their pool.

The LED Pool-Wall light is the ultimate in flexibility and can be attached to any sidewall in any location – and be easily moved to different parts of the pool for different lighting effects. If the inner light unit becomes separated from the outer power source, it will automatically float to the surface for easy retrieval.

Beauty, convenience, innovation, performance, and value – all part of the Intex LED Pool-Wall light!




- #28687E
- 110-120V
 - Led light
 - Magnetic wall mounting system
 - Easily illuminates up to 24' (7.32m) pools
 - Shelf box 4 ea, 19.1 lb (8.7 kg)

- #28688
- 220-240V
 - Led light
 - Magnetic wall mounting system
 - Easily illuminates up to 24' (7.32m) pools
 - Shelf box 4 ea, 21.6 lb (9.8 kg)

Features	Benefits
LED light	Extra bright, long-lasting illumination
Magnetic hook-up	<ul style="list-style-type: none">• Safely transfers power directly through pool sidewall so light level will never fade• No batteries to recharge• Light is flexible and can be easily moved around pool sidewall
Built-in floatation	If light becomes separated from magnet, it will automatically float to surface for easy retrieval
Below 12V	Low electricity level; safe to use around pool and water



English/Spanish and multi-language international packaging available



The outside unit transmits power safely and wirelessly to inside the underwater LED where the magnetic technology holds the two parts together.

